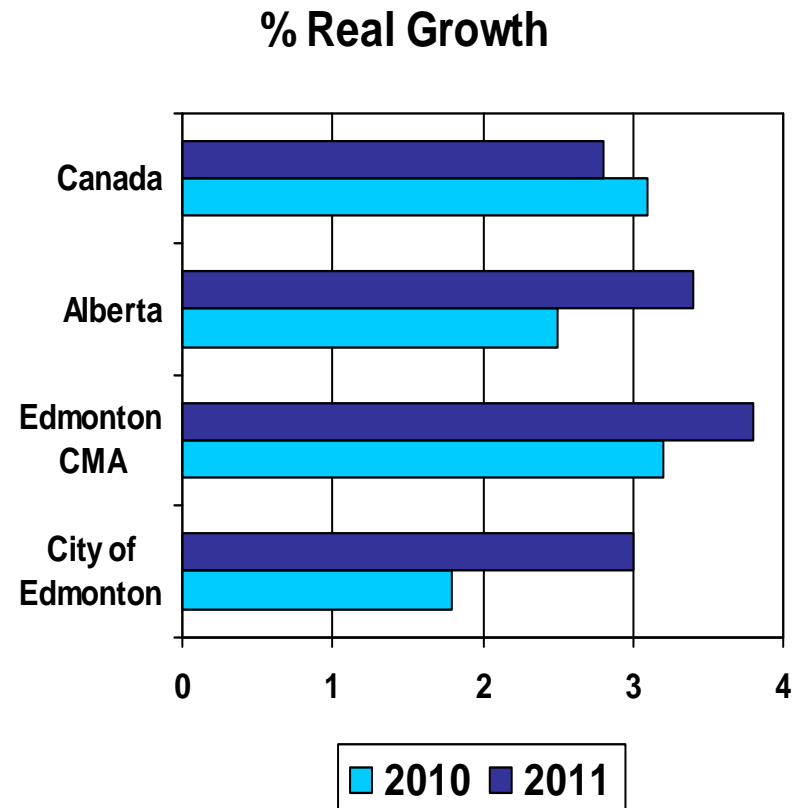


Canada, Alberta & Edmonton

- Canadian conditions are very solid.
- Canada's growth will moderate as it transitions from recovery to expansion.
- Alberta lagged national recovery but outperform in 2011.
- 2011 will be a solid year for GDP & employment growth in Edmonton.



Source: IMF, Conference Board, Economic Trends and External Research





The City of Edmonton

- This Year -



Capital Drivers:

- **Transportation Infrastructure (\$800 M)**
 - Roads & sidewalks
 - Neighbourhood Rehab (\$18 M per)
 - Bridges (Walterdale - \$132 M)
 - LRT (\$100 M per km)
 - **Community Services (\$200 M)**
 - Recreation Centres (\$100 M ea)
 - Libraries (Mill Woods - \$23.6 M)
 - Fire Halls (Ellerslie - \$10.7 M)
 - Police Stations (SW - \$32.2 M)
 - **Asset Management & Public Works (\$200 M)**
 - Land & Buildings
 - Drainage
 - Parks
 - Waste Management
- 
- 

CoE Business



Planning & Development Dept. (2010)

- 30,000 Development / Building Permit, Zoning, & Compliance applications (Building Permit Value of \$2.7 B)
- 100 Servicing Agreements
- 75,000 Inspections (HVAC, P&G, Electrical)
- 35,000 Licences processed
- 190 Subdivisions (9,079 lots/units)



Capital Construction-Method of Delivery

- Design – Bid – Build (traditional)
- Construction Management
- Design – Build
- P-3