




Colonnade



Realizing your Vision through Integrated Real Estate Development.

Retail

Real Estate Related Statistics and Facts: National Capital Region

Ottawa Real Estate Forum 2013

Presented by Richard Getz

Market research
supplied by:

SHORE·TANNER & ASSOCIATES
REAL ESTATE APPRAISERS AND CONSULTANTS



Population

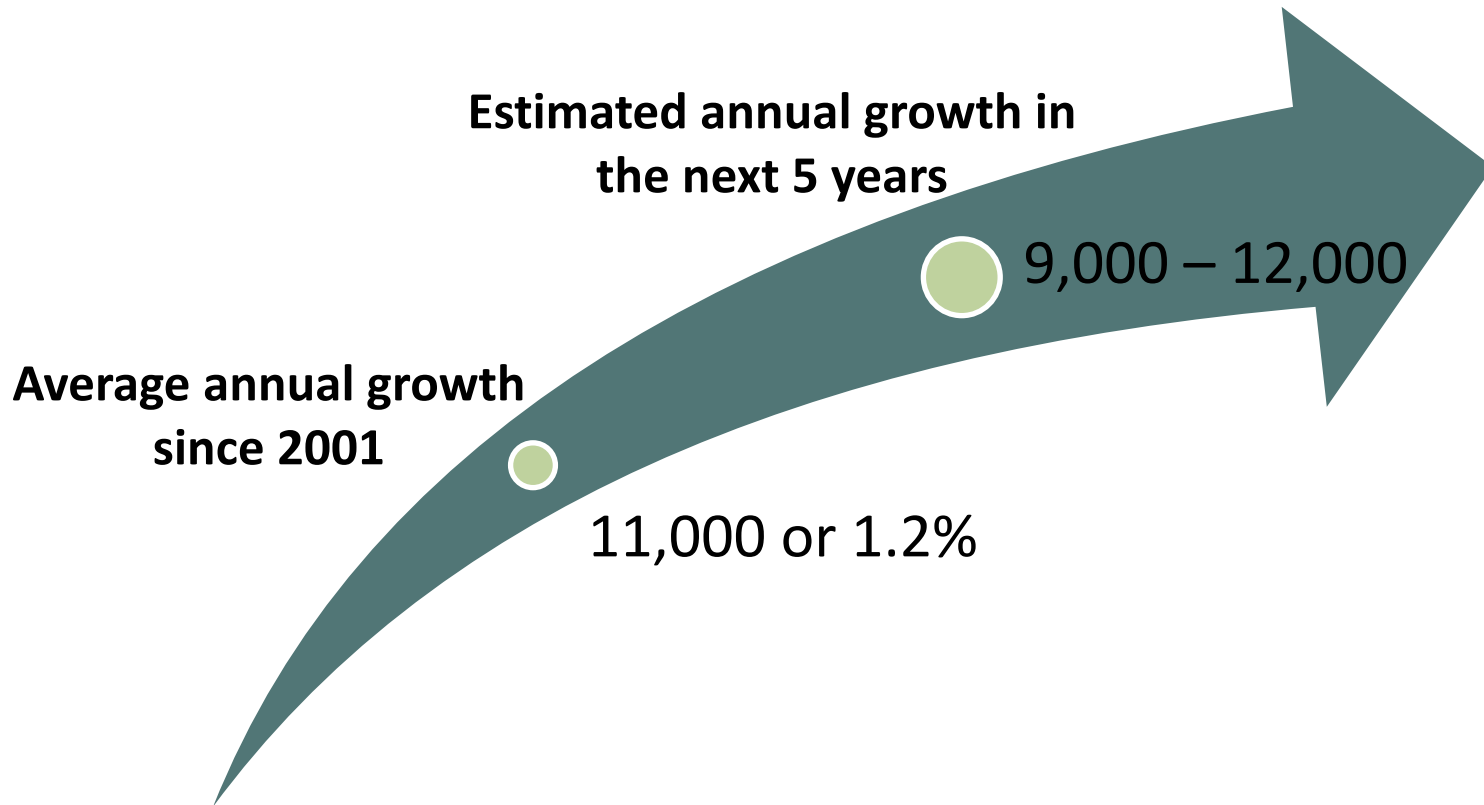
NCR:
1,390,000 (2013)

City of Ottawa's Share:
956,000 or 69%





Population Growth





Household Income

***Average Household Income**

\$103,000*

**\$15.7
Billion***

at retail and service
stores

(\$300+ million by
tourists)

***Total Annual Spending**

***Estimates**






Annual Inventory Sales

Inventory of
combined retail
and service space


32.6
million
sq.ft.



1.4
million
people



24 sq.ft.
per
person



\$16,000,000,000

Estimated
annual sales

\$480/sq.ft.





Space under construction

- Approx. 1.0 million sq.ft.

Proposed new space

- Over 1.0 million sq.ft. (including expansion at St.Laurent, Rideau, and Bayshore shopping centres.)

(Current vacancy rate = 3.8%)

