















# Colliers International 2013 Office Review

---

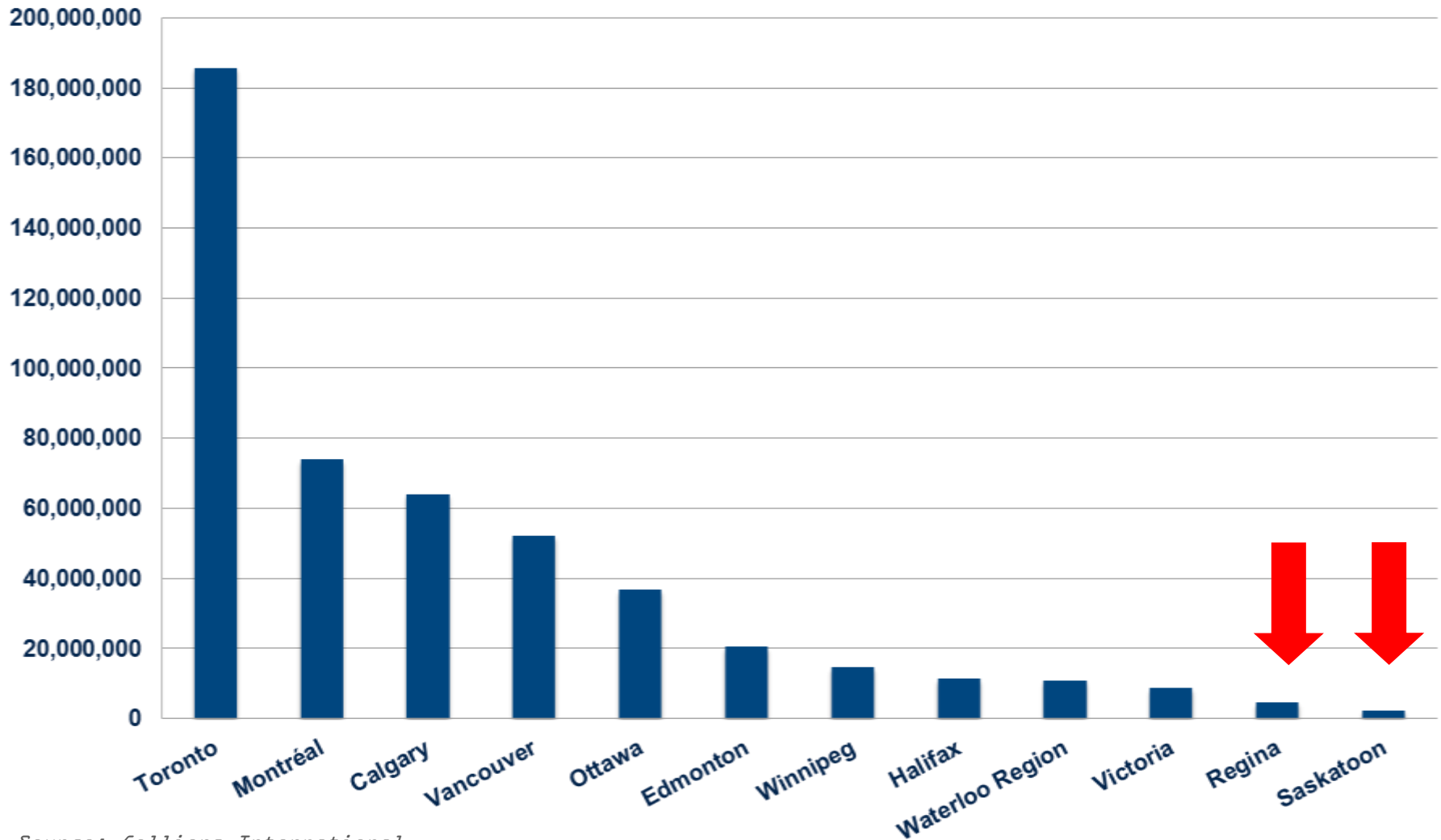
Accelerating success.

[www.collierscanada.com/](http://www.collierscanada.com/)  
+1 306 664 4433 - Saskatoon  
+1 306 789 8300 - Regina

# North America 10 Lowest CBD Vacancy Rates

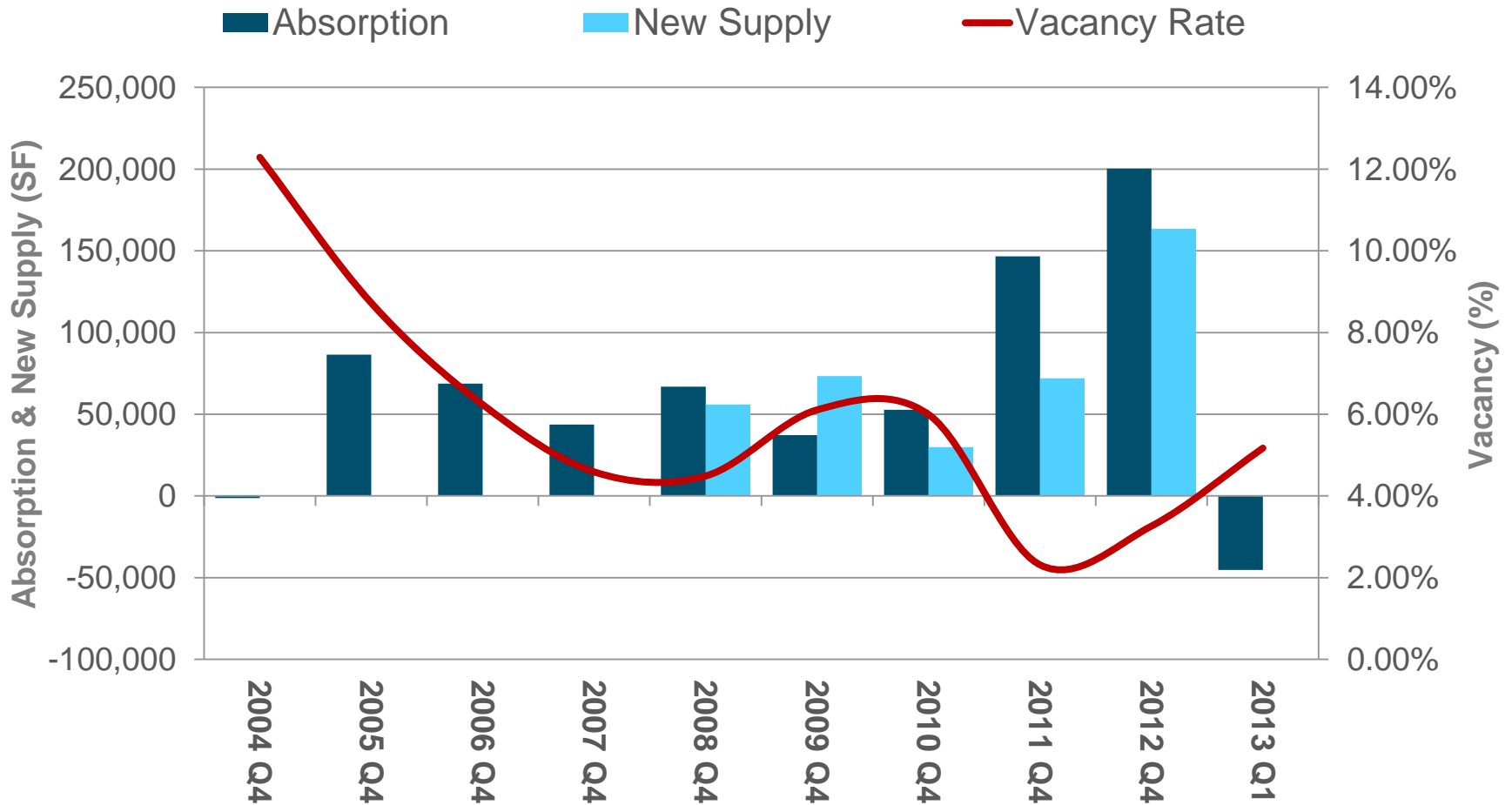
	City	Vacancy Rate
	 Regina, SK	4.00%
	 Vancouver, BC	4.03%
	 Toronto, ON	4.20%
	 Calgary, AB	4.35%
	 Montreal, QC	4.50%
	 Saskatoon, SK	5.30%
	 Guelph, ON	6.00%
	 Ottawa, ON	6.75%
	 Charleston, SC	7.24%
	 Edmonton, AB	8.10%

# Office Inventory



Source: Colliers International

# Saskatoon Office Supply, Absorption & Vacancy Rate

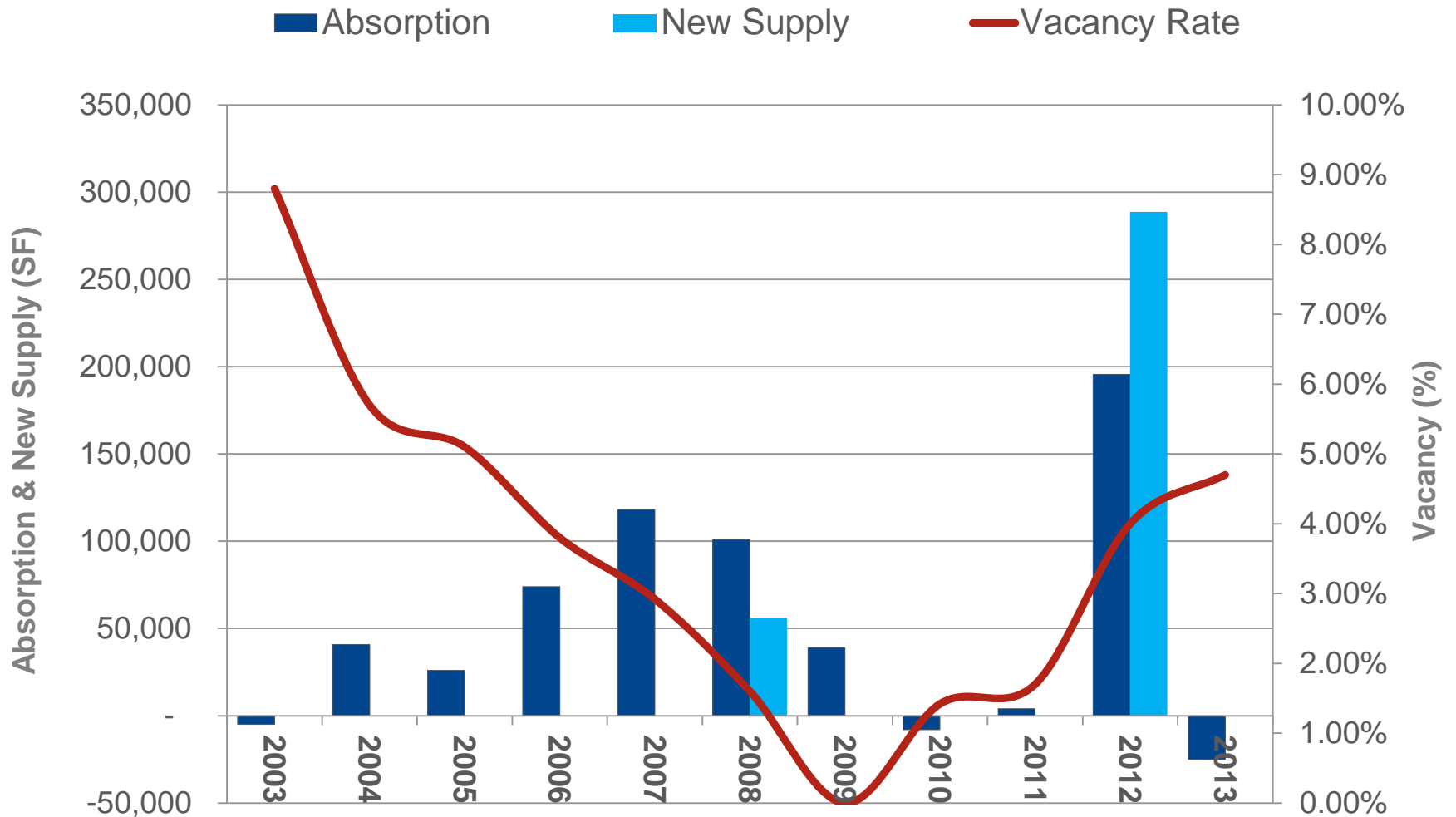


# Saskatoon Recent or Proposed Developments



Project / Address	Size	Location	Status
The Nexus - 450 2nd Ave. N.	31,000	Downtown	Complete
Thompson Jaspar - 15 23rd St. E.	57,800	Downtown	Complete
River Centre - 475 2nd Ave. S.	78,000	Downtown	Complete
220 Wall St	50,000	Downtown	2013
612 Main St. E.	64,000	Nutana	2014
240Fourth - 240 Fourth Ave S	75,000	Downtown	2015
141 Pacific Ave.	100,000	Downtown	Proposed
River Centre - 363 2nd Ave. S.	177,000	Downtown	Proposed
River Landing	250,000	Downtown	Proposed

# Regina Office Supply, Absorption & Vacancy Rate



# Regina

## Recent or Proposed Developments



Project / Address	Size	Location	Status
Harbour Landing I	40,000	Suburban	Complete
Hill Tower III	220,000	Downtown	Complete
14th & Halifax St	28,000	Downtown	Complete
1827 Albert St	80,000	Downtown	2013
Harbour Landing II	40,000	Suburban	2013
1842 Hamilton St	160,000	Downtown	2015
SGI Head Office	240,000	Downtown	Proposed
Albert St & 7th Ave	32,000	Central	Proposed
12th Ave & Rose St	437,000	Downtown	Proposed
Pasqua Pl	55,000	Suburban	Proposed

